

## Multi Space Comfort: Multisplit Heat pump with hot water production

The excellence of comfort with the new multi space comfort heat pump with DHW production.

ECA Technology completes the multisplit range with **2 new outdoor units** which allow you to combine the internal wall, floor, console, cassette and ducted units with a DHW tank with a capacity of 185 litres.

This cutting-edge system offers **heating, cooling and domestic hot water with extraordinary efficiency**, as it uses heat recovery during the air conditioning cycle, reducing energy consumption and respecting the environment.

The advanced technology and the optimal ability to power multiple internal units simultaneously guarantees optimal thermal well-being in every corner of the house. Reliability, silence and compact design come together to offer a total comfort solution, all year round.

### Plus

- It can be combined with all indoor units of the multi combined series (Syntek and FeelPlus line)
- 5 operating modes: Cooling, Heating, Domestic Hot Water, Cooling + Domestic Hot Water, Heating + Domestic Hot Water
- 185 liter tank with 1.5 kW supplementary electric resistance for emergency
- Remote WiFi management
- Anti-corrosion treatment of the electronic board



### It can be combined with:



Wall Syntek



Wall FeelPlus



Console Feel Plus




Ducted FeelPlus



Cassette FeelPlus

## Multi Space Comfort: Unità esterne multisplit

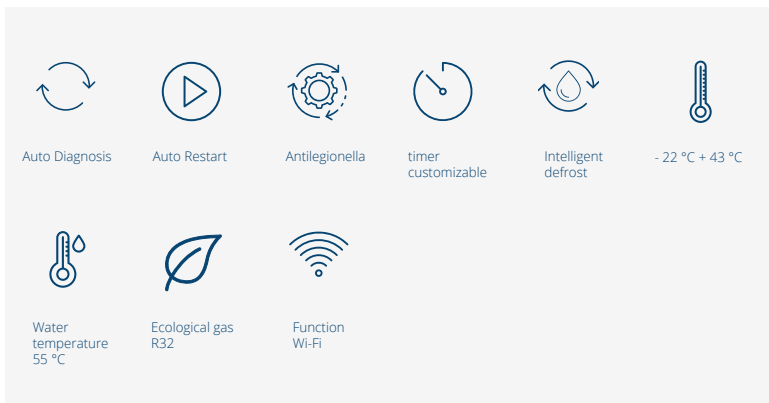


Unità esterna multi FMDHW4025HE32

MODEL		O.U.	FMDHW4025HE32	FMDHW5025HE32
Number of connections for internal units			3	4
Number of connections for DHW tank			1	1
Power supply		V/f/Hz	230/1/50	
Seasonal efficiency in cooling mode	Pdesign	kW	10,60	12,10
	SEER		7,20	7,20
	Annual energy consumption	kWh/a	515	588
	Energy label		A++	A++
Seasonal efficiency in heating mode Average climate	Pdesign	kW	10,50	10,80
	SCOP		4,20	4,10
	Annual energy consumption	kWh/a	A+	A+
	Energy label		3500	3600
Nominal cooling capacity (min-max)		kW	10,60 (2,60÷12,00)	12,10 (2,60÷15,20)
		BTU/h	36200 (8900÷40900)	41300 (8900÷51900)
Nominal cooling power input (min-max)		kW	2,95 (0,20÷6,10)	3,40 (0,20÷6,10)
Nominal heating capacity (min-max)		kW	12,00 (3,00÷14,00)	13,00 (3,00÷15,50)
		BTU/h	40950 (10200÷47800)	44400 (10200÷52900)
Nominal heating power input		kW	3,20 (0,35÷6,50)	3,35 (0,35÷6,50)
EER / COP			3,66 / 3,75	3,56 / 3,88
Air flow volume		m³/h	5800	5800
Sound pressure / Sound power level		dB(A)	60 / 70	60 / 74
Dimensions (HxWxD)		mm	1020x826x427	1020x826x427
Net weight		kg	72,5	73,5
Piping length: with standard charge / total length with additional charge		m	40 / 80	50 / 100
Max water tank piping length with additional charge		m	25	25
Max single piping length with additional charge		m	15	15
Max height difference indoor unit/outdoor unit		m	25	25
Max height difference water tank/outdoor unit		m	10	10
Liquid/gas pipe diameter		mm (inch")	6,35 (1/4") / 9,52 (3/8")	6,35 (1/4") / 9,52 (3/8")
Refrigerant type/standard charge		tipo/kg	R32 / 2,40	R32 / 2,40
Global Warming Potential / CO2 equiv.tons		GWP/tons	675 / 1,620	675 / 1,620
Refrigerant addition beyond the max length with standard charge		gr/m	20	20
Heating/Cooling operation ambient temp. Range			-22÷24 / -15÷43	
<b>CODE</b>			<b>2702558</b>	<b>2702559</b>

The technical data above refers to the European standards EN14511 and EN14825.  
 The products indicated above contain fluorinated greenhouse gases regulated by the Kyoto Protocol.

## Multi Space Comfort: DHW tank



Wall control supplied

DHW tank FMW200HE32

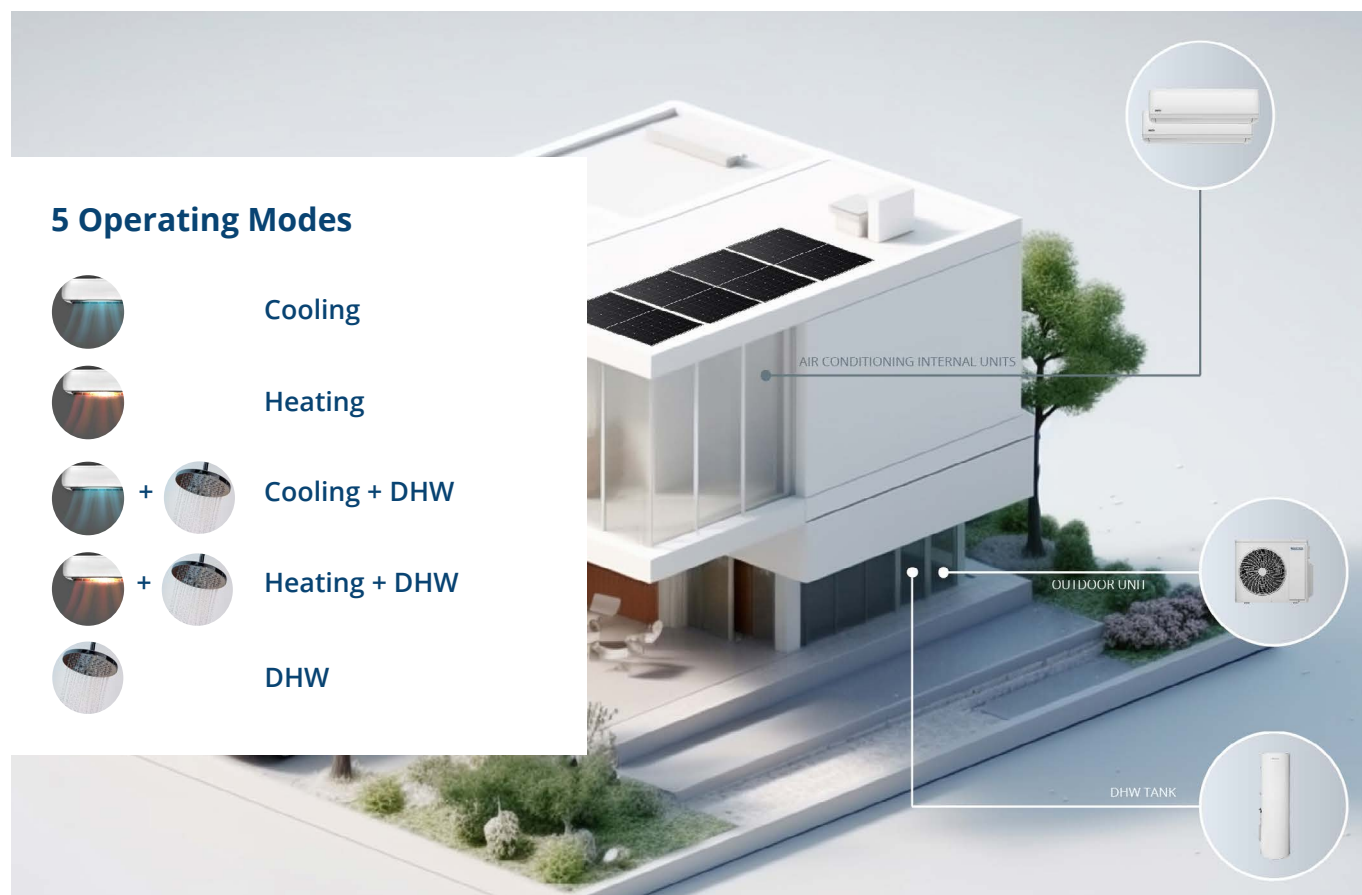

Modello		FMW200HE32
Nominal tank capacity	l	185
Nominal hot water production capacity	l/h	90
Declared load profile		L
Water heating energy efficiency class in average climate conditions <sup>(1)</sup>		A+
Water heating energy efficiency $\eta_{wh}$ in average climate conditions <sup>(1)</sup>	%	115
Annual electricity consumption in average climate conditions <sup>(1)</sup>	kWh	890
Nominal domestic hot water COP		4,56
COP DHW in average climate conditions <sup>(1)</sup>		2,74
Electrical supply	V/Hz/Ph	230 / 50 / 1
Nominal heat output of domestic hot water	kW	4,20
Hot water temperature adjustment range	°C	35+55
Operating room temperature for water heating	°C	-22+43
Integrative electrical resistance	kW	1,50
Electrical absorption	kW	0,92
Maximum electrical absorption including resistance	kW	2,50
Maximum tank pressure	bar	7
Sound power level within LWA	dB(A)	55
Degree of protection / Insulation class		IPX4 / I
Dimensions (HxWxD)	mm	462x462x2000
Net weight / operating	kg	72,5 / 257,5
Liquid/gas pipe diameter	mm (inch")	6,35 (1/4") / 9,52 (3/8")
Hydraulic connections	inch	G 1/2"
CODE	TANK	2702560
	WALL CONTROL	2702561

<sup>(1)</sup> Conditions: outdoor air temperature 7°C DB (6°C WB), indoor air temperature 20°C DB (15°C WB), inlet water temperature 10°C  
The technical data reported above refer to the EN 16147:2017+A1:2022 regulation and to EU Regulations no.812/2013 and 814/2013





## MULTISPLIT SOLUTIONS

# Multi Space Comfort: Configurations

It can be combined with all SYNTEK and FEEL PLUS wall, floor, cassette, ducted indoor units and a DHW tank.


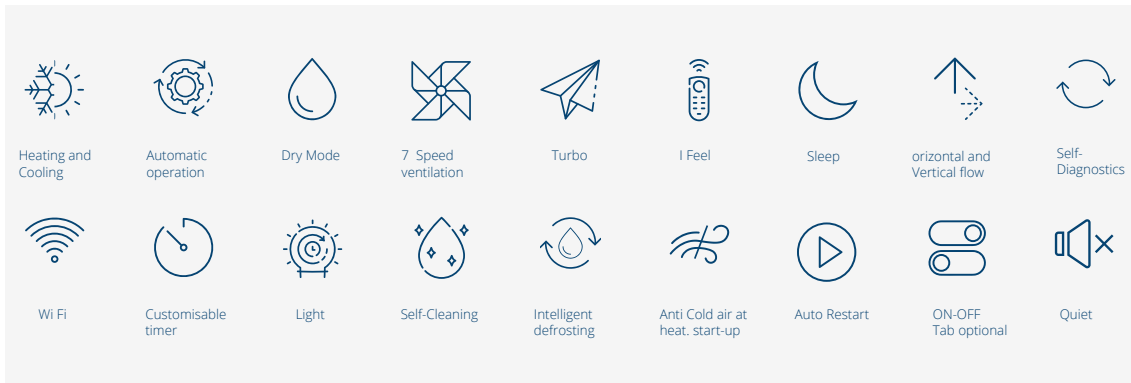


## Internal units possible combinations

	FMDHW4025HE32		FMDHW5025HE32	
	WITH DHW TANK 	WITHOUT DHW TANK 	WITH DHW TANK 	WITHOUT DHW TANK 
1 indoor unit	9	-	9	-
	12	-	12	-
	18	-	18	-
	24	-	24	-
2 indoor unit	9+9	9+9	9+9	-
	9+12	9+12	9+12	9+12
	9+18	9+18	9+18	9+18
	9+24	9+24	9+24	9+24
	12+12	12+12	12+12	12+12
	12+18	12+18	12+18	12+18
	12+24	12+24	12+24	12+24
	18+18	18+18	18+18	18+18
	-	18+24	18+24	18+24
	-	24+24	-	24+24
3 indoor unit	9+9+9	9+9+9	9+9+9	9+9+9
	9+9+12	9+9+12	9+9+12	9+9+12
	9+12+12	9+12+12	9+12+12	9+12+12
	9+9+18	9+9+18	9+9+18	9+9+18
	12+12+12	12+12+12	12+12+12	12+12+12
	-	9+9+24	9+9+24	9+9+24
	-	9+12+18	9+12+18	9+12+18
	-	9+12+24	9+12+24	9+12+24
	-	9+18+18	9+18+18	9+18+18
	-	9+18+24	9+18+24	9+18+24
	-	12+12+18	12+12+18	12+12+18
	-	12+12+24	12+12+24	12+12+24
	-	12+18+18	12+18+18	12+18+18
	-	12+18+24	-	12+18+24
	-	18+18+18	-	12+24+24
	-	-	-	18+18+18
-	-	-	18+18+24	
4 indoor unit	-	-	9+9+9+9	9+9+9+9
	-	-	9+9+9+12	9+9+9+12
	-	-	9+9+9+18	9+9+9+18
	-	-	9+9+9+24	9+9+9+24
	-	-	9+9+12+12	9+9+12+12
	-	-	9+9+12+18	9+9+12+18
	-	-	9+12+12+12	9+12+12+12
	-	-	9+12+12+18	9+12+12+18
	-	-	12+12+12+12	12+12+12+12
	-	-	-	9+9+12+24
	-	-	-	9+9+18+18
	-	-	-	9+9+18+24
	-	-	-	9+12+12+24
	-	-	-	9+12+18+18
	-	-	-	9+12+18+24
	-	-	-	9+18+18+18
-	-	-	12+12+12+18	
-	-	-	12+12+12+24	
-	-	-	12+12+18+18	

## MULTISPLIT SOLUTIONS

# Multi Wall Syntek Shine



Parete SKWlxx24

## TECHNICAL DATA


MODEL	WALL SKWI			
	U.I.	0924GHP-32	1224GHP-32	1824GHP-32
Power supply	V/f/Hz	230/1/50		
Nominal cooling capacity	kW	2,50 (0,50÷3,25)	3,20 (0,90÷3,60)	4,60 (1,00÷5,40)
	BTU/h	8530 (1706÷11089)	10919 (3071÷12283)	15700 (3412÷18425)
Nominal heating capacity	kW	2,80 (0,50÷3,70)	3,40 (0,90÷4,00)	5,20 (0,75÷5,80)
	BTU/h	9554 (1706÷12624)	11600 (3071÷13648)	17742 (2559÷19790)
Air flow volume (SH/H/MH/M/ML/L/SL)	m³/h	500/470/430/390/320/270/250	590/520/480/400/350/320/280	1000/960/870/810/720/640/600
Sound pressure (SH/H/MH/M/ML/L/SL)	dB(A)	38/36/34/32/28/25/21	41/37/35/33/30/26/24	47/45/43/41/35/30/28
Sound power (SH/H/MH/M/ML/L/SL)	dB(A)	55/48/46/44/40/37/33	55/49/47/45/42/38/36	60/58/56/54/48/44/41
Dimensions (H x W x D)	mm	260x708x185	260x783x185	333x943x246
Net weight	kg	7	8	13
Liquid / gas pipe diameter	mm (inch")	6,35 (1/4") / 9,52 (3/8")	6,35 (1/4") / 9,52 (3/8")	6,35 (1/4") / 9,52 (3/8")
<b>CODE</b>		<b>2402271</b>	<b>2402273</b>	<b>2402275</b>

OPTIONAL ACCESSORIES	CODE
Wired controller with weekly timer	<b>2704040</b>
Wired controller for control of up to 36 indoor units*	<b>2701456</b>
ON-OFF remote control kit	<b>2402050</b>

\* Each indoor unit must be equipped with a wired controller Cod. 2704040

THE ABOVE TECHNICAL DATA REFERS TO EUROPEAN STANDARDS EN14511 AND EN14825. OUTDOOR UNITS CONTAIN FLUORINATED GREENHOUSE GASES GOVERNED BY THE KYOTO PROTOCOL

## FeelPlus+ Multi-Wall and Multi-Console



\*Double delivery vertical flow in FEVM console version



FPVM Wall



FEVM Floor

## TECHNICAL DATA


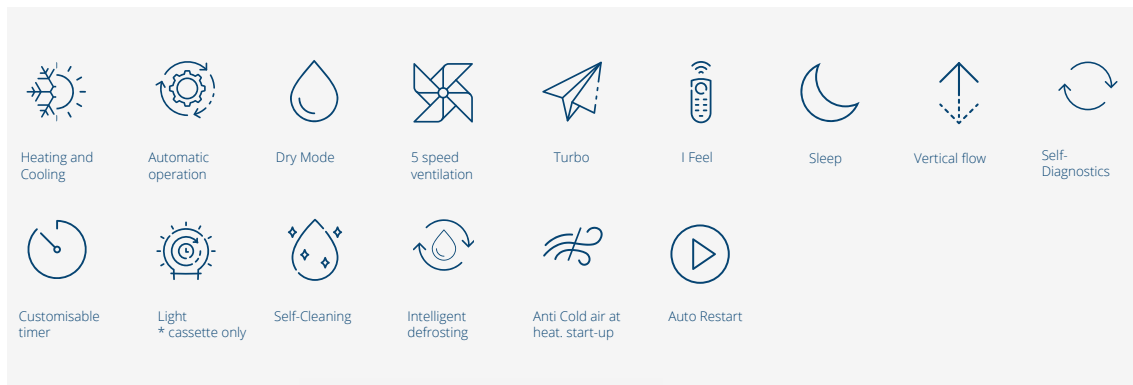
MODEL	WALL FPVM				FLOOR FEVM			
	I.U.	0918HE32	1218HE32	1818HE32	2418HE32	0919HE32	1219HE32	1819HE32
Power supply	V/Ph/Hz	230/1/50				230/1/50		
Nominal cooling capacity	kW	2.70	3.50	5.30	7.00	2.70	3.52	5.20
	BTU/h	9200	12000	18084	24000	9212	12010	17742
Nominal heating capacity	kW	2.93	3.81	5.57	7.20	2.9	3.8	5.33
	BTU/h	10000	13000	19005	24500	9895	12966	18186
Air flow volume (SH/H/MH/M/ML/L/SL)	m³/h	660/590/540/490/450/420/390	680/590/540/490/450/420/390	850/750/-/610/-/520/-	1250/1100/1000/950/900/850/750	500/430/410/370/330/280/250	600/520/480/440/400/360/280	700/650/580/520/460/410/320
Sound pressure (SH/H/MH/M/ML/L/SL)	dB(A)	41/39/37/35/33/31/24	43/39/37/35/34/32/25	49/45/43/41/39/37/34	49/47/44/42/40/38/36	39/36/33/31/29/26/23	44/40/38/36/33/29/25	47/45/43/41/38/37/32
Sound power (SH/H/MH/M/ML/L/SL)	dB(A)	56/53/52/50/48/46/39	58/53/52/50/48/46/40	58/55/53/51/49/47/44	65/61/58/56/54/52/50	50/48/45/44/42/38/34	54/50/48/46/43/39/35	57/55/53/51/48/47/42
Dimensions (H x W x D)	mm	290x865x210	290x865x210	301x996x225	327x1101x249	600x700x215	600x700x215	600x700x215
Net weight	kg	10.5	11	13.5	16.5	15.5	15.5	15.5
Liquid / gas pipe diameter	mm (inch")	6.35 (1/4") / 9.52 (3/8")	6.35 (1/4") / 9.52 (3/8")	6.35 (1/4") / 12.7 (1/2")	6.35 (1/4") / 15.8 (5/8")	6.35 (1/4") / 9.52 (3/8")	6.35 (1/4") / 9.52 (3/8")	6.35 (1/4") / 12.7 (1/2")
CODE		2702040	2702041	2702042	2702043	2702441	2702443	2702444

OPTIONAL ACCESSORIES	CODE
Wired controller for control of up to 36 indoor units*	2701456
ON-OFF remote control kit**	2402050
Wall control with Weekly Timer	2704040

\* Each indoor unit must be equipped with a wired controller Cod. 2704040 - \*\*for FPVM wall split only

## MULTISPLIT SOLUTIONS

# FeelPlus+Multi Cassette and Multi Ducted



## TECHNICAL DATA

MODEL	I.U.	CASSETTE FCVM		DUCTED FDVM	
		1222HE32	1822HE32	1218HE32	1818HE32
Power supply	V/Ph/Hz	230/1/50			
Nominal cooling capacity	kW	3,50	5,00	3,50	5,00
	BTU/h	11900	17100	11942	17060
Nominal heating capacity	kW	4,00	5,50	3,85	5,5
	BTU/h	13600	18800	13150	18800
Air flow volume (smax/max/med/min)	m³/h	560/540/490/450/ 420/380/350	650/540/490/450/ 420/380/350	620/550/400/300	840/700/600/500
Sound pressure (smax/max/med/min)	dB(A)	"Raffr:41/39/36/34/32/30/28 Risc:40/38/36/34/32/30/28"		42/39/35/32	45/41/37/33
Sound power (smax/max/med/min)	dB(A)	57/55/52/50/48/46/44	59/55/52/50/48/46/44	52/49/45/42	55/51/47/43
Dimensions (H x W x D)	mm	265x570x570	265x570x570	200x700x615	200x900x615
Net weight	kg	17	17	22	26
Liquid / gas pipe diameter	mm (inch)	6,35 (1/4") / 9,52 (3/8")	6,35 (1/4") / 12,7 (1/2")	6,35 (1/4") / 9,52 (3/8")	6,35 (1/4") / 12,7 (1/2")
Grille dimensions (HxWxD)	mm	47,5x620x620	47,5x620x620		
Grille recess hole	mm	580x580	580x580		
Grille weight	kg	3	3		
<b>CODE</b>		<b>2702346 - 2702500</b>	<b>2702347 - 2702500</b>	<b>2702241</b>	<b>2702242</b>

OPTIONAL ACCESSORIES	CODE
Comando a parete con Timer Settimanale	2704040
Remote on-off contact card	2402050
Wired controller for control of up to 36 indoor units*	2701456
Comando a parete con WiFi integrato per cassetta FCVM	2702501
Circular nozzle section with 2 outlets ø 160mm for FDVM 1222	2701930
Circular nozzle section with 3 outlets ø 125mm for FDVM 1222	2701931
Circular nozzle section with 2 outlets ø 200mm for FDVM 1822	2701935
Circular nozzle section with 3 outlets ø 160mm for FDVM 1822	2701937
Circular nozzle section with 4 outlets ø 160mm for FDVM 1822	2701938

\* Each indoor unit must be equipped with a wired controller Cod. 2704040